

Project Name:

Type:

Quantity:

FIXTURE SPECIFICATIONS

INTENDED USE

The specification grade **Silo Architectural Ceramic LED Smart RGBW 6 Inch Cylinder Direct Downlight Fixture** delivers efficient, color-changing, and tunable Cree True White® color temperature technology to commercial, hospitality and residential interior lighting applications. Our modern Ceramic LED Smart RGBW Cylinder Downlights can be controlled via the ControlLit™ Lighting Control Smartphone App to create vibrant illumination possibilities anywhere on the color spectrum.

FEATURES

Dimensions: H 14-1/2" x Dia. 7-5/8"

Cylinder Cap Construction:

High quality 0.040" steel cap with universal slots to allow for direct mounting to J-Box for surface mount. Incorporates all thread in the center for the installation of a cable or pendant rod kit for the corresponding mounting method. Three screws on the bottom of cap secure cylinder body to cylinder cap. (Adjustable with flathead screw driver).

Cylinder Body Construction:

0.040" steel cylindrical body with three keyhole slots allowing body to be installed to cylinder cap. Spring brackets accept torsion wing trim springs. Four butterfly clips also accommodated for spring-less trims.

Mounting: Cable mount includes canopy, field cuttable 3-wire cable and cylinder. Rod mount includes canopy and rod consisting of 3-12" pieces and 2-24" pieces of internally threaded rod and cylinder. Surface mount and wall mount include hardware to mount directly to J-box.

Socket / Quick Connector: Socket is free floating and installs to eyeball, gimbal ring and new trims equipped with socket brackets. Protective cap included to protect socket interior during ceiling painting.

Dimming and Color Tuning Control: ControlLit™ Lighting Control Smartphone App (Available for [iOS](#) and [Android](#)), hand-held remote, or wall control.

Cylinder Finish: White

Input Voltage: 120V

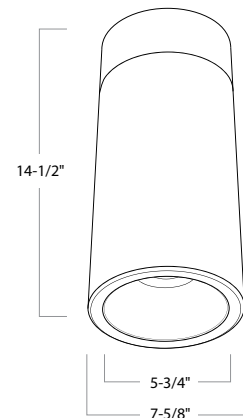
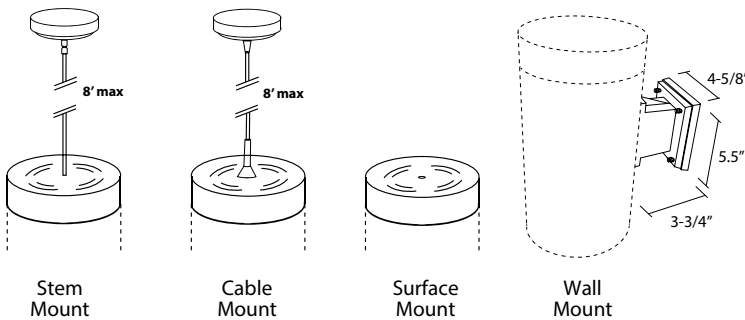
Wattage | Lumens: 13 Watts | 800 Lumens

Color Temperature: 2700K to 4000K tuning and RGBW

CRI: 90+

Warranty: 5 Years Carefree for Parts & Components (Labor Not Included)

Listings: cULus listed for damp locations, cULus listed for wet locations (Wall Mount Only)

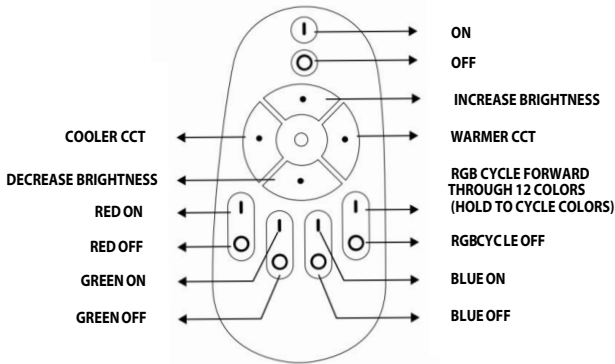


ORDERING INFORMATION Example: (12308-C-RE-TBZ)

Model	Mount Type	Trim	Exterior Finish	Reflector Finish	Optional Controls
12308 Silo-RGBW	C Cable Mount - Aircraft Cable Included	RE Reflector	EWH White	RWH White	RM Master Handheld Remote Control
	P Pendant Stem Mount	BA Baffle	EBK Black	RBZ Bronze	RZ Zone Handheld Remote Control
	S Surface Mount		EBZ Bronze	RSL Silver	WS Wall Switch
	W Wall Mount ¹				

¹cULus Listed for Wet Locations.

OPTIONAL CONTROLS

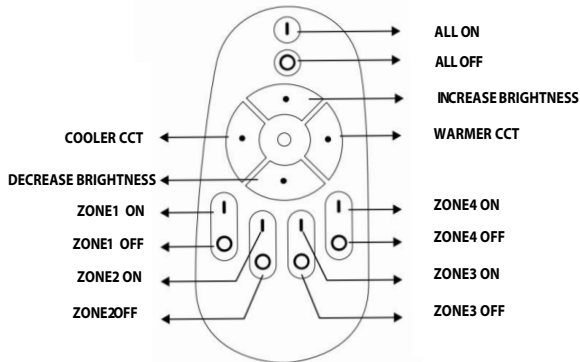


Master Handheld Remote Control

Master control for all installed Silo downlights in an application. Controls on/off functionality, dimming, change of color temperature and change of light color. Master Remote will operate Silo without using the ControLIT app. If app is used, it will be necessary to program (find) master control through the ControLIT app.

Master remote includes holster for wall mounting. Requires (2) AAA batteries (NOT included). Max distance: 25'

RED, GREEN AND BLUE BUTTONS CAN BE DIMMED
Master Handheld Remote Control
Dimensions (with holster): 4.375" L, 2.25" W, .875" H

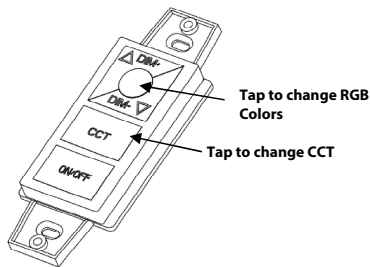


Zone Handheld Remote Control

Control for a specified zone of installed Silo downlights. Controls on/off functionality, dimming, change of color temperature. Each zone remote can be programmed to control up to four zones. Multiple zone control remotes can be used in a single environment. Zone remotes will not work until zones have been created through the ControLIT app.

Zone remote includes holster for wall mounting. Requires (2) AAA batteries (NOT included). Max distance: 25'

Zone Handheld Remote Control
Dimensions (with holster): 4.375" L, 2.25" W, .875" H



Wall Switch

Requires NO wiring and works just like a master remote control. Controls all installed Silo downlights in an application. Controls on/off functionality, dimming, change of color temperature and change of light color. Can be mounted in a wall switch and removed with a magnetic strip mounted on the back. Max distance: 25'